



Welcome HOME

Congratulations on your new ferret!

This New Ferret Guide will help answer your questions about your ferret's nutrition, training and health care. Please remember that we are always here to help you with any concerns that you have about your new family pet. Use us as your primary resource for any of your pet's needs. We look forward to serving you and your ferret through the coming years.

VISIT WWW.MARSHALLPET.COM TO REGISTER YOUR FERRET AND CONNECT WITH @MARSHALLPETFERRETS ON FB AND INSTA.

WHAT'S INCLUDED:

- ✓ Water Bottle, 27 oz.
- ✓ Snap 'N Fit Food and Water Bowl
- ✓ Premium Ferret Diet, 22 oz.
- ✓ Fresh & Clean Bedding & Litter, 5 lb.
- ✓ Lock On Litter Pan
- ✓ GoodBye Odor, 8 oz.
- ✓ Nylon Leisure Lounge

STARTER KIT





www.MarshallPet.Com

TABLE OF CONTENTS

About Your Marshall Ferret 02
Ferret Nutrition 03
Litter Training Your Ferret 04
GoodBye Odor 05
Ferret Health Care 06
Plants Caution 07
Living with Your Ferret 8/9
Grooming Your Ferret 10
Introducing a New Ferret 11
Bonding With Your Ferret 12
Ferret's Favorite Toys 13
Ferret Coloring Pages 14/15
Your Ferret's Health Record 16


FERRET UNIVERSITY logo and QR code

800.29.3424

FERRET COLORS



Albino



Sable Mask



Panda



Blaze



Black Eyed White



Cinnamon



Marked White



Chocolate



Sable Mitt



Siamese

ABOUT YOUR MARSHALL FERRET

- All Marshall Ferrets are neutered and descented prior to leaving our farm.
All Marshall Ferrets are tattooed in the right ear with two blue dots.
Adult females weigh an average of 1-3 lbs. and males weigh 3-5 lbs.
The average life span of a ferret is 5-8 years.



Marshall Farms has been the premier ferret provider since 1939 and has been known to breed the world's friendliest ferrets. Marshall Pet Products, established in 1993, continues that tradition with quality products for a life with small pets.

Marshall Pet Products offers small pet supplies including treats, grooming, health care items, supplements, toys, homes and accessories, beddings and litters, odor control, harnesses, travel accessories and more!

Our Premium Ferret Diet is formulated and made right here in the USA. It boasts more fresh meat protein than any other ferret food with fresh chicken used as a main ingredient! There is no added fat or sugars and very little carbohydrates... perfect for their carnivorous diet needs. Veterinarians, breeders and ferret owners are convinced that the Marshall Premium Ferret Diet is the key to good ferret health.

At Marshall, we are continually researching and developing new products in order to enhance the special bond that pet owners have with their pets. We love your ferret almost as much as you do.

FERRET NUTRITION FROM THE FERRET EXPERTS

Ferrets are obligate carnivores. Their bodies depend on the nutrients only found in meat for optimum health. Marshall Pet first developed a Premium Ferret Diet to raise their baby ferrets to thrive as your healthy pets and then other diets to support their individual needs as they grow.



Premium Ferret Diet

- 6 lb** Item # FD-440
- 4 lb** Item # FD-177
- 22 oz** Item # FD-381
- 18 lb** Item # FD-155
- 35 lb** Item # FD-019



Senior Formula

- 4 lb** Item # FD-259



Select Chicken Formula

- 4 lb** Item # FD-362



Digestive Support

- 4 lb** Item # FD-445

MADE IN THE USA



FERRET NUTRITION

Ferrets have difficulty eating dry ferret food until their adult canine teeth come in at about 12-13 weeks of age. Until then, it is important to moisten the Marshall Premium Ferret Diet into a soft consistency. Slowly introduce them to dry food by offering it along with the wet food starting at about week 10. Add more dry food and less wet food week-by-week until they have completely switched to dry food. Fresh water should be available at all times.

FEEDING DIRECTIONS

- Fill food dish with Marshall Premium Ferret Diet
- Add warm water to the food dish
- Let mixture sit for 1-2 minutes
- Mix with spoon to soften food
- Wash the container after each use
- Dispose of unused wet food after 24 hrs.



5 TIPS

for LITTER TRAINING your FERRET

PRODUCTS MATTER.

Never use a traditional clay litter made for cats. Use a dust-free litter such as Fresh & Clean Dust-Free Paper Towel Pellet Bedding & Litter in a High-Back Litter Pan. This allows the ferret to back into their litter pan without making a mess.

ISOLATE THE FERRET.

Give your ferret a small area to roam until they get a handle on using their litter pan. It won't take them long to get used to their new home.

HELP THEM!

Put them in the litter pan during times when they would use it during their daily routine. When they first wake up from a long nap, after they eat and after they have played outside their habitat for a long while are the best times to guide your ferret into the litter pan.

LEARN THEIR HABITS.

Ferrets tend to turn around and back into corners to do their business. Learn the signs that your ferret is getting ready to go and put them where you want them to go.

REPEAT & REWARD.

Repetition and reward are two key components to successfully litter training your ferret. Consistently get them into their litter pan and reward them with treats for a job well done.



* Keep your ferret's litter pan clean. They have short digestive tracks and go often. Clean litter pans are more inviting for ferrets to use and clean litter will allow you to keep a close eye on their health.

LITTER

Both our Premium Ferret Litter and our Fresh & Clean Dust-Free Paper Towel Pellet Bedding & Litter are made from recycled sources with excellent absorbency. In fact, our paper litters are up to 400% more absorbent than clay litters, completely dust free, biodegradable and flushable!

Use our High Back Litter Pan to help keep your ferret's space clean.



Item # FP-266

Item # FP-032



Item # FG-073
Item # FG-480


GoodBye Odor[®]

Reduce your pets' odor from the inside out with GoodBye Odor! This functional supplement is a proprietary blend of amino acids and a natural source of antioxidants and polyphenols.

A SUPPLEMENT TO HELP REDUCE **BODY & WASTE ODORS**

- Reduces the odors produced in your pets' intestines for better smelling pet breath and litter box waste
- Add 3 pumps to your pets' daily fresh water
- See results in as little as 7 days
- Safe for pets of all sizes

MADE IN THE USA



8 oz GoodBye Odor for Small Animals w/ pump
Item # FS-221

8 oz GoodBye Odor for Ferrets w/ pump
Item # FS-186

32 oz GoodBye Odor for Ferrets w/ pump
Item # FS-212

2.5 oz GoodBye Odor Chews for Ferrets
Item # FS-380

ASK THE VET



Now more than ever there is a concern to reduce the transmission of viruses and bacteria between pets and their human house mates. Ferrets have respiratory systems that are similar to humans. Both ferrets and humans are susceptible to catching colds and flus.

Please share the following helpful information with everyone that shares a space with your ferrets.

ISOLATE SYMPTOMS.

If a person has any symptoms of a cold, flu or respiratory infection, they should not be allowed to handle the ferrets or be around them until completely recovered. If a ferret is showing symptoms of being sick, isolate the ferret from the others in a smaller cage of their own and be sure to...

WASH YOUR HANDS.

Everyone should be washing their hands or using hand sanitizer before and after handling ferrets or any pet. Especially during cold and flu season when transmission is common. Whether the human or the ferret has the symptoms, they can be passed. No nose kisses during this time!

DISINFECT YOUR FERRET'S SPACE.

Ensure that all ferret habitats are thoroughly cleaned and disinfected at least twice a week with a pet-friendly solution. A one to one solution of white vinegar and water is all you need. Wash any bedding, blankets and hammocks in an allergen-free laundry soap on the hottest setting. It is especially important to clean habitats before reintroducing a ferret that has been in isolation to the rest of the business. This will help decrease the probability of cross-contamination.

MY FERRET IS SNEEZING! NOW WHAT?

Due to their sensitive respiratory systems, this could mean a number of things. Before you call the vet, make sure that you are using a dust-free litter like Marshall's Fresh & Clean Paper Towel Bedding & Litter, that your ferret's space is well ventilated, free of dust and not in a drafty area. If the ferret is sneezing, check for mucus from their nose or eyes. Contact your vet immediately if the discharge is yellow or green. The ferret may need an antibiotic.

KEEP YOUR FERRET HEALTHY!

Any human or animal will fight bacteria and viral infections better with a superior immune system. Keep your ferret healthy from the inside out by feeding your ferret Marshall's Premium Ferret Diet and supplement with a high calorie vitamin supplement like Furo-Vite or Uncle Jim's Duk Soup. These supplements are also a great way to build up a ferret's health after the stress of an illness.



WHAT IS MARSHALL FERRET RX?

Ferret Rx is homeopathic support for upper respiratory distress, colds, runny nose and nasal congestion. It helps to quickly open nasal passages and increase oxygen flow, alleviating runny noses, head congestion and labored breathing. We recommend that this is used in addition to any suggested care from a licensed vet.



DID YOU KNOW?

From 1860 to the start of World War II, ferrets were widely used in the American West to protect grain stores from rodents.



CAUTION!



CAUTION: These flowers and plants are harmful to your ferret and other pets.

- Aloe Vera
- Amaryllis
- Azalea
- Baby's Breath
- Begonia
- Carnation
- Castor Bean
- Chrysanthemum
- Cyclamen
- Daffodil
- Gladiola
- Hosta
- Ivy
- Lily (all species)
- Milkweed
- Morning Glory
- Oleander
- Poinsettia
- Pothos
- Sago Palm
- Tulips
- Narcissus
- Rhododendron
- Yew



CAUTION: These fruits and vegetables are harmful to your ferret and other pets.

Vegetables and fruits of all sorts in a large enough quantity could be very bad for your ferret. These in particular are lethal in your kitchen and garden:

- Grapes
- Raisins
- Avocado
- Onions
- Garlic and Similar Vegetables
- Tomato Plants

ESCAPE-PROOF & EASY TO CLEAN

Enclosures to keep your pets safe.



Marshall Large Folding Mansion
 Easy assembly, easy to clean, built to last. Folds flat for easy storage.
 22.4" w x 39.4" d x 55.8" h assembled.
 *Accessories not included.
 Item # FC-257

*ACCESSORIES PICTURED

- | | | |
|---|---|---|
| Banana Hammock
Item # FP-369 | Monkey Hammock
Item # FP-360 | Extra Ball Pack
Item # FT-373 |
| Shark Hide-N-Play
Item # FT-455 | Squeak Fish Toy
Item # FP-461 | High Back Litter Pan
Item # FP-032 |
| Octo-Play
Item # FT-300 | Sneaker Toy
Item # FT-463 | Premium Ferret Litter
Item # FP-394 |
| | Water Bottle
Item # FP-226 | |



Durable & Easy-to-Clean Ribbed Ramps



Thru-Way Connection & Locking Wheels



Strong, Safe, Steel Construction



* **Corner Springs (4pk)**
 Item # FG-220 Not Included.



Small Pet Enclosure Cover Zipper Top



Hook-N-Loop Secure Straps



Playpen Thru-Way Connection



Enclosure Cover
Zippered screened top.
Secure hook-n-loop straps.
Item # FC-263

Small Pet Playpen
8 panels that are
8" w x 29" h
*Accessories not
included.
Item # FC-224

**8 Panel Playpen
Mat/Cover**
Durable & easy to clean.
Secure hook-n-loop straps.
Item # FC-261

***ACCESSORIES
PICTURED**

- Lock On Litter Pan**
Item # FP-266
- Premium Litter**
Item # FG-073
- Ferret-Go-Round**
Item # FT-456
- Leisure Lounge**
Item # FP-111



FOOD & DRINK

Your pets should have access to fresh food & water all day.



Water Bottle
Double ballpoint steel tube
equipped with no-leak seal.
27 oz capacity
Item # FP-226



**Snap 'N Fit
Food & Water Bowl**
No spill collar.
Clips to cage.
24.75 oz capacity
5.5" opening
3" h x 6" w x 4" d
Item # FP-394

BETTER VIEW™ GATE



Better View™ Gate
24"- 36" w x 24" h
Item # FC-426





**ESCAPE-PROOF
SECURITY**
for ferrets, puppies,
kittens & small pets

6 TIPS ON GROOMING YOUR FERRET

By: Kallista E. & Michelle E.

Learning to care for the smallest member of the family is an incredible way to foster responsibility, independence and confidence in children. Kallista is learning how to be an amazing ferret momma by helping to take care of her family's business of 24 ferrets! Here are some of her personal tips and tricks:



1 **Ferret's don't need to bathe often.** The natural oils on their skin and fur help to keep them clean. When your ferret simply needs a little freshening up, don't hesitate to take a warm washcloth to clean their face, paws and bottom. If they've gotten into a little mess, they may not need more than a few minutes to splash around in water, but there are times when they are simply too dirty and require some suds.

2 **When they do, be gentle!** Use gentle cleansers and handle your ferret with care. Especially if this is your ferret's first bath, show them a little extra love and patience with the process. They may be scared or simply hate the water. The Marshall Ferret Tea Tree Shampoo and Marshall Ferret Crème Rinse are the perfect routine to gently clean any ferret.

3 **Keep them warm.** Ferrets are extremely sensitive to temperature. Make sure that the water you are using is not too hot or cold and that there are no drafts directly hitting the ferret. Have a clean, dry towel to wrap your ferret in when you are done. Most ferrets will shy away from the blow dryer, but if you have a curious creature on your hands, the cool setting of your blow dryer is a great way to dry them quickly.

4 **After a bath, we brush.** Brush their clean, dry fur with a soft bristle grooming brush to evenly distribute their natural oils and remove any snarls caused by washing. Brush once a week to help prevent hairballs during shedding season and remove dirt that causes them to smell bad and improves the bond between you and your ferret.

5 **Ears and nails are important too...** Keeping your ferret's ears clean will help to maintain a healthy immune system and reduce the chances of wax build up. The Marshall Ferret Ear Cleaner helps to gently flush out ear wax without the use of cotton swabs. Keep your ferret's nails short to reduce the chance of scratches and pulls. A set of nail clippers with a sure-grip handle allows for greater control over your tool as you restrain your ferret.

6 **In between baths** it is safe to use the Marshall Daily Spritz and Tea Tree Spray to keep your ferret's fur soft and silky. The natural ingredients are safe to use daily to fight dry skin and body odor. The Marshall Foaming Waterless Shampoo is a great product to use when you are traveling or in a hurry.

Tear Free Shampoo » Item# FG-227
Daily Spritz » Item# FG-021
Ear Cleaner » Item# FG-084
Nail Clippers » Item# FG-131
Soft Bristle Grooming Brush » Item# FG-130



INTRODUCING A NEW FERRET INTO A FAMILY'S BUSINESS

Bringing a new ferret into an established business doesn't need to be stressful. These six best practices for introducing a new member to the four-legged family will help to make the experience fun, exciting and easy for everyone involved.

1 ISOLATE THEM. When you first bring your new ferret home, it is best to isolate your new ferret from the other pets. A 14-day isolation is recommended to avoid the spread of any harmful viruses and bacteria that the new ferret could be carrying from the pet store. A clean home with a clean litter box and plenty of food and water will allow your new ferret to get used to his new surroundings while providing a clean bill of health.


2 WHAT'S THAT SMELL? Pull bedding, blankets and toys from the other four-legged family members and place them in isolation with the new ferret. This will allow the new ferret to associate home and comfort with the smell of the other pets. Do this with your dirty laundry as well. This will make the family unit familiar.

3 KEEP IT SMALL. Choose a smaller, enclosed space that both the new ferret and family pets are familiar with. They will sniff, nip and play. Never leave them alone together even after they are familiar with each other. As much as they are our family, we have to remember that they are animals.

4 ONE AT A TIME. If more than one four-legged member of the family needs an introduction, start with the friendliest. Introduce them one at a time giving each pet time to get used to each other before you introduce another. If you have ferrets and other species of pets living in the same house, get the ferrets on the same page before you introduce the new ferret to the family dog or cat. Letting the dog or cat see the other ferrets accept the new member will model positive behavior.

5 PLAY WITH THEM. Encourage friendly engagement with shared toys and playtime. Dogs and ferrets love to chase balls and play wrestle. Cats and ferrets share a fondness for teaser toys and bell toys. Reward all fur babies with healthy treats.

6 INCLUDE THEM IN ROUTINE. The caretakers of large families, businesses or farms know the importance of getting all of your babies on a routine. By the time the 14-day isolation is over, your new ferret should be litter trained and getting used to your family routine. Including your new family member in the family routine as soon as possible after individual introductions will ensure that feeding patterns, other ferret personalities and environment details are imprinted in their minds when young.



By: Michelle E.

Your new ferret will soon start following the business and making themselves at home. Love and comfort go a long way.

BONDING WITH YOUR FERRET

By: Dietra DeRose

Bringing a new ferret into the family, whether the first or the fifth, is always exciting. It is easy for us to fall in love with their little noses and tender kisses... but do they feel the same about us? Like any relationship, trust builds over time. Be patient! Make bonding with your ferret easy and fun with these tips:

1 LET THEM LEAD. When you first bring your new ferret home, it is best to give your pet time to get acclimated. Show them their cage, food and litter. Give them and you a small, enclosed and ferret-proof space to allow your ferret to explore you. Just sit there. Occupy yourself with things other than the animal and allow them to figure you out. Let them climb and snoop, sniff and taste. Familiarity is the first step in building that bond.

2 TREATS & PRAISE are a good way to establish you as the caretaker. Give them treats and praise to reinforce good behavior. Get down on their level to feed them and stick around for a minute while they dig in. Once they understand that they can trust you for the things they need, they will start to let down their guard and show affection in return.

3 LEAVE THEM YOUR SMELL. Bond with your ferret even when you are not there. Leave them with a dirty shirt or pillowcase to curl up in while you are gone. Sleeping with your smell comforts them and instills a sense of safety associated with your smell.

Sneaker Toy
Item # FT-463



4 GROOM YOUR FERRET. It is likely that your ferret is young. Groom your ferret as if you were its mother. Take a warm washcloth and start at the ferret's face. Gently wipe their eyes, nose, mouth and ears. Continue to clean them with the washcloth from the top of their heads down their backs. Turn them over and get their bellies. If your grooming session doesn't end with them napping in your arms, be sure to return your ferret to the warmth of its cozy bed.

5 GIVE THEM TREASURES. It's well known that ferrets love to steal and hide treasures. That's why the most popular ferret name is Bandit. Give them treasures that are associated with you. Choose things that they cannot chew through or break apart in their mouths. Choose toys that are durable enough to hold up to their play yet small enough for them to stash. Things that are shiny or sparkly are especially cherished.


6 PLAY WITH THEM. It seems like a no brainer, but many first-time ferret owners don't know how to play with their new pets! Ferrets like to jump and run. They like to burrow and explore. Dig boxes and teaser toys are an extremely entertaining way to have fun with your ferret and strengthen your bond. Ferret-proofing a play area is imperative to keeping your ferret safe during play time.

You and your ferret will soon be best friends. The bond between a human and a ferret is like no other.



FERRET'S FAVORITE TOYS

Many of our ferret families have been spending more time together than usual. They are playing with their pets more and in different ways. It's always fun to hear how you and your ferret play together and what you are playing with. So we asked our fans... *What is your ferret's favorite toy?*



Aaron Swanson

My ferret's favorite toy is absolutely my slippers. On and off my feet, Daisy attacks my slippers. It is also one of her favorite places to curl up and take a nap.

Alisa Dolf

Hercules loves anything shiny he can steal from the top of my dresser. He hides all of my treasures in this little corner behind my nightstand. I will oftentimes find my keys or lipstick there.



Pop-N-Play Ball Pit
Item # FT-372

Super Thru-Way
Item # FT-190

Robert Spants

The dig box in the ferret room is Gary's favorite thing to play with. Watching him jump and burrow makes me and the kids laugh. The kids will often hide his toys in there for him to find.

Jannifer Lennon

One of our favorite Marshall toys is the Super Thru-Way. We have a bunch of them. We've tied and twisted them, connected them and have run them through our living room furniture. Our business of 4 chase each other through the tunnels for what feels like hours.

John Augustus

Henry's favorite toy, by far, is the Super Thru-Way. He wears himself out running through the ribbed tunnel and will usually end up falling asleep in there! He's got a couple of knots in the tube that he stashes his treats in.



Heidi Sinellia

Our ferrets Sam and Ella enjoy time in their ball pit. They toss those balls all over the place with their noses and paws. They chase each other through the holes and wrestle in the balls.

Jeff Smith

My dirty socks. I don't know why, but it's his choice over all others.

Wendy Henry

My daughter's ferret Stinkerbelle has a favorite spoon. I know this sounds insane, but she carries this spoon around as this cherished toy. I've tried to switch the spoon out with a different kind of spoon and there is no interest.









MY FERRET'S VACCINATION RECORDS

My Ferret's Name

My Ferret's Date of Birth

Date

Vaccine

My Ferret's Vet Information

_____	_____
_____	_____
_____	_____
_____	_____
_____	_____
_____	_____
_____	_____
_____	_____
_____	_____
_____	_____

Name of Practice

Address

State/City/ZIP

Phone



800.292.3424 | www.MarshallPet.com