

Welcome HOME

MARSHALL FERRET!



Congratulations on your new ferret!

This Ferret Guide will help answer your questions about your ferret's nutrition, training and health care. Please remember that we are always here to help you with any concerns that you have about your new family member. Use us as your primary resource for any of your pet's needs. We look forward to serving you and your ferret through the coming years.

800.292.3424 | www.MarshallPet.com

Contents:

About Your Marshall Ferret	02
Ferret Nutrition	03
Ferret Diet Comparison Chart	03
Marshall Ferret Diet Products.	04
Marshall Ferret Guarantee	04
Ask the Vet - Ferret Health Care	05
Litter Training Your Ferret	06
Good Bye Odor	07
Living with Your Ferret	08
Ferret-Proofing Your Home	09

6 Tips on Grooming Your Ferret	10
Introducing a New Ferret	11
Bonding With Your Ferret	12
Dig Box Inspiration	13
Dig Box & Play Center	14
Plants, Fruits & Vegetable Caution	15
Ferret's Favorite Toys	16
#FelfieFriday	17
Ferret Coloring Pages	18/19
Your Ferret's Health Record	20



www.MarshallPet.Com

Marshall Farms has been the premier ferret provider since 1939 and has been known to breed the world's friendliest ferrets. Marshall Pet Products, established in 1993, continues that tradition with quality products for all aspects of a ferret's life.

Marshall Pet Products offers ferret supplies in every category including nutrition, treats, grooming, health care items, supplements, toys, cage accessories, litter and odor control, harnesses, travel accessories & more!

Our Premium Ferret Diet is formulated and made right here in the USA. It boasts more fresh meat protein than any other ferret food with fresh chicken used as a main ingredient! There is no added fat or sugars and very little carbohydrates... perfect for their carnivorous diet needs. You can rest assure that more veterinarians, breeders and ferret owners are convinced that the Marshall Premium Ferret Diet is the key to good ferret health.

At Marshall, we are continually researching and developing new products in order to enhance the special bond that pet owners have with their pets. We love your ferret almost as much as you do.

PROVIDING WORLD CLASS



BABY FERRETS SINCE 1939

800.292.3424

MarshallPet.com

ABOUT YOUR MARSHALL FERRET

- All Marshall Ferrets are neutered and descented prior to leaving our farm.
- All Marshall Ferrets are tattooed in the right ear with two blue dots.
- Adult females weigh an average of 1-3 lbs. and males weigh 3-5 lbs.
- The average life span of a ferret is 5-8 years.

FERRET COLORS

Albino



Cinnamon



Sable Mask



Marked White



Panda



Chocolate



Blaze



Sable Mitt



Black Eyed White



Siamese



FERRET NUTRITION

Ferrets have difficulty eating dry ferret food until their adult canine teeth come in at about 12-13 weeks of age. Until then, it is important to moisten the Marshall Premium Ferret Diet into a soft consistency. Slowly introduce them to dry food by offering it along with the wet food starting at about week 10. Add more dry food and less wet food week-by-week until they have completely switched to dry food. Fresh water should be available at all times.

FEEDING DIRECTIONS






- Fill food dish with Marshall Premium Ferret Diet
- Add warm water to the food dish
- Let mixture sit for 1-2 minutes
- Mix with spoon to soften food
- Wash the container after each use
- Dispose of unused wet food after 24 hrs.



Marshall Premium Ferret Diet



FERRET DIET NUTRITIONAL COMPARISON

	Protein	Fat	Fiber	Ingredients				
				1 ST	2 ND	3 RD	4 TH	5 TH
Marshall Premium Ferret Diet	38%	18%	3.5%	Fresh Chicken Organs	Chicken	Chicken Organ By-Product Meal	Corn Meal	Dried Beet Pulp
 Mazuri Ferret Diet	38%	20.5%	4%	Chicken Meal	Rice Flour	Dehulled Soybean Meal	Porcine Animal Fat	Spray Dried Animal Blood Cells
 Zupreem Ferret Diet	40%	20%	3%	Chicken Meal	Wheat Flour	Chicken Fat	Potato Protein	Chicken
 Kaytee Fortified Ferret Diet	42%	20%	3%	Chicken Meal	Poultry By-Product Meal	Pea Flour	Poultry Fat	Turkey
 Oxbow Essentials Ferret Food	42%	20%	3%	Chicken Meal	Chicken	Chicken Fat	Egg Product	Gelatin
 Wysong Ferret Epigen 90	62%	16%	5%	Chicken Meal	Organic Chicken	Chicken Fat	Dried Beet Pulp	Meat Protein Isolate



FERRET NUTRITION FROM THE FERRET EXPERTS

Ferrets are obligate carnivores. Their bodies depend on the nutrients only found in meat for optimum health. Marshall Pet developed a Premium Ferret Diet to raise their baby ferrets to thrive as your healthy pets.



MARSHALL PREMIUM FERRET DIET IS:

- The optimal ferret food for ferrets in all stages of life
- A recipe developed by a respected team of ferret experts, veterinarians, and nutritionists
- High in fresh meat proteins — chicken organs only
- Easy for ferrets to digest
- The ideal balance of essential amino acids
- Hand-crafted in small batches to retain freshness
- Produced using a proprietary low heat process to retain nutrients
- Proudly developed and produced in the USA



Marshall Premium Ferret Diet Formulas are proudly made in the USA.



Premium Ferret Diet 6 lb Bag

Item # FD-440

Premium Ferret Diet 4 lb Bag

Item # FD-177

Premium Ferret Diet 22 oz Bag

Item # FD-381

18 lb Bag*

Item # FD-155

35 lb Bag*


Item # FD-019

*Bulk bags not shown.

MARSHALL 1YR GUARANTEE

Marshall Ferrets are guaranteed neutered, descented, and free of congenital defects. Your ferret must remain on Marshall Premium Ferret Diet to keep this guarantee valid. Visit marshallpet.com for more details.

Register your Marshall Ferret and download a FREE Birth Certificate at MarshallPet.com.



Senior Formula 4 lb Bag

Item # FD-259

Select Chicken Formula 4 lb Bag

Item # FD-362



ASK THE VET

FERRET HEALTH CARE

Reduce the transmission of viruses and bacteria between pets and their human housemates. Ferrets have respiratory systems that are similar to humans. Both ferrets and humans are susceptible to catching colds and flu.

Please share the following helpful information with everyone that shares a space with your ferrets.

ISOLATE SYMPTOMS.

If a person has any symptoms of a cold, flu or respiratory infection, they should not be allowed to handle the ferrets or be around them until completely recovered. If a ferret is showing symptoms of being sick, isolate the ferret from the others in a smaller cage of their own and be sure to...

WASH YOUR HANDS.

Everyone should be washing their hands or using hand sanitizer before and after handling ferrets or any pet. Especially during cold and flu season when transmission is common. Whether the human or the ferret has the symptoms, they can be passed. No nose kisses during this time!

DISINFECT YOUR FERRET'S SPACE.

Ensure that all ferret habitats are thoroughly cleaned and disinfected at least twice a week with a pet-friendly solution. A one-to-one solution of white vinegar and water is all you need. Wash any bedding, blankets and hammocks in an allergen-free laundry soap on the hottest setting. It is especially important to clean habitats before reintroducing a ferret that has been in isolation to the rest of the business. This will help decrease the probability of cross contamination.

MY FERRET IS SNEEZING! NOW WHAT?

Due to their sensitive respiratory systems, this could mean a number of things. Before you call the vet, make sure that you are using a dust-free litter like Marshall's Fresh & Clean Ferret Litter and that your ferret's space is well ventilated, free of dust and not in a drafty area. If the ferret is sneezing, check for mucus from their nose or eyes. Contact your vet immediately if the discharge is yellow or green. The ferret may need an antibiotic.

KEEP YOUR FERRET HEALTHY!

Any human or animal will fight bacteria and viral infections better with a superior immune system. Keep your ferret healthy from the inside out by feeding your ferret Marshall's Premium Ferret Diet and supplement with a high calorie vitamin supplement like Furo-Vite or Uncle Jim's Duk Soup. These supplements are also a great way to build up a ferret's health after the stress of an illness.



Item # FS-389 Item # FS-341

WHAT IS MARSHALL FERRET RX?

Ferret RX is homeopathic support for upper respiratory distress, colds, runny nose and nasal congestion. It helps to quickly open nasal passages and increase oxygen flow, alleviating runny noses, head congestion and labored breathing. We recommend that this is used in addition to any suggested care from a licensed vet.



Item # FS-127

DID YOU KNOW?

From 1860 to the start of World War II, ferrets were widely used in the American West to protect grain stores from rodents.



5 TIPS

for LITTER TRAINING your FERRET

PRODUCTS MATTER.

Never use a traditional clay litter made for cats. Use a dust-free litter such as Marshall Premium Ferret Litter in a high-back litter pan. This allows the ferret to back into their litter pan without making a mess.

ISOLATE THE FERRET.

Give your ferret a small area to roam until they get a handle on using their litter pan. It won't take them long to get used to their new home.

HELP THEM!

Put them in the litter pan during times when they would use it during their daily routine. When they first wake up from a long nap, after they eat and after they have played outside their habitat for a long while are the best times to guide your ferret into the litter pan.

LEARN THEIR HABITS.

Ferrets tend to turn around and back into corners to do their business. Learn the signs that your ferret is getting ready to go and put them where you want them to go.

REPEAT & REWARD.

Repetition and reward are two key components to successfully litter training your ferret. Consistently get them into their litter pan and reward them with treats for a job well done.



* Keep your ferret's litter pan clean. They have short digestive tracks and go often. Clean litter pans are more inviting for ferrets to use and clean litter will allow you to keep a close eye on their health.

LITTER

Both our Premium Ferret Litter and our Fresh & Clean Ferret Litter are made from recycled sources with excellent absorbency. In fact, our paper litters are up to 400% more absorbent than clay litters, completely dust free, biodegradable and flushable!

Use our High Back Litter Pan to help keep your ferret's space clean.



Item # FP-266

Item # FP-032



Item # FG-073

Item # FG-480



HELPS REDUCE
BODY & WASTE ODORS

Reduce your pets' odor from the inside out with GoodBye Odor! This functional extract of the agaricus bisporus mushroom is a natural source of antioxidants, polyphenols and flavonoids

- Reduces the odors produced in your pets' intestines for better smelling pet breath and litter box waste
- Add 3 pumps to your pets' daily fresh water bottle or dish
- See results in as little as 7 days
- Safe for pets of all sizes

8 oz Goodbye Odor for Small Animals w/ pump
Item # FS-221

8 oz Goodbye Odor for Ferrets w/ pump
Item # FS-186

32 oz Goodbye Odor for Ferrets w/ pump
Item # FS-212

2.5 oz Goodbye Odor Chews for Ferrets
Item # FS-380

Gallon Goodbye Odor for Small Animals
Item # FS-213
*not shown

LIVING WITH YOUR FERRET

WHAT'S FEATURED:

- ☐ 01 Large Folding Mansion: Item # FC-257
- ☐ 02 Hanging Nap Sack: Item # FP-364
- ☐ 03 Pirate Ship: Item # FP-391
- ☐ 04 Shark Hide-N-Play: Item # FT-455
- ☐ 05 High-Back Litter Pan: Item # FP-032
- ☐ 06 Water Bottle: Item # FP-226
- ☐ 07 Snap-N-Fit Food Dish: Item # FP-394
- ☐ 08 Super Thruway Item # FT-190
- ☐ 09 Playpen Skylight Cover: Item # FC-263
- ☐ 10 8 Panel Playpen: Item # FC-261
- ☐ 11 Lock-On Litter Pan: Item # FP-266
- ☐ 12 Fresh & Clean Ferret Litter: Item # FG-480
- ☐ 13 Octo-Play: Item # FT-455
- ☐ 14 Fish Toy: Item # FT-461
- ☐ 15 8 Panel Playpen Mat/Cover: Item # FC-261

Give your ferrets a luxurious home with The Ultimate Ferret Environment. Keep your ferrets safe and secure while your ferrets play, nap and do their business in a spacious three level mansion, thruway tunnel connector and eight panel playpen. Expand their square footage with the three panel expansion panels available and the complementary eleven panel playpen mat.





FERRET-PROOFING YOUR HOME



GET DOWN ON THE FLOOR

Crawl around on the floor like you are a ferret yourself. Think about places that you could squeeze out of to freedom and things that could harm you if you got stuck. All wires should be wrapped and secured, all cabinets locked and anything that they could chew, tear and swallow should be removed.



NOW, LOOK UP

They are very smart little creatures. If there is a way to leap from one piece of shorter furniture to a taller piece in order to escape, they will figure it out. Wherever their space is, make sure that ottomans, stools, chairs and tables are not close.



BE AWARE OF POTENTIAL DANGERS

There is potential danger everywhere in your home. Accidents can happen in a split second. The best defense is awareness and knowledge. The more you know and understand, the better you can protect and live peacefully alongside your ferret.

SCREENS AREN'T ENOUGH

Screened-in doors and windows are not enough to hold in a ferret. Ferrets love to dig and chew and a standard household screen is no match for a determined Marshall ferret! If you must use a screen for air flow and ventilation, then we highly recommend the Marshall Better View Ferret-Proof Gate.





⌘ MARSHALL BETTER VIEW FERRET-PROOF GATE.

6 TIPS ON GROOMING YOUR FERRET

By: Kallista E. & Michelle E.

Learning to care for the smallest member of the family is an incredible way to foster responsibility, independence and confidence in children. Kallista is learning how to be an amazing ferret momma by helping to take care of her family's business of 24 ferrets! Here are some of her personal tips and tricks:



1 **Ferret's don't need to bathe often.** The natural oils on their skin and fur help to keep them clean. When your ferret simply needs a little freshening up, don't hesitate to take a warm washcloth to clean their face, paws and bottom. If they've gotten into a little mess, they may not need more than a few minutes to splash around in water, but there are times when they are simply too dirty and require some suds.

2 **When they do, be gentle!** Use gentle cleansers and handle your ferret with care. Especially if this is your ferret's first bath, show them a little extra love and patience with the process. They may be scared or simply hate the water. The Marshall Ferret Tea Tree Shampoo and Marshall Ferret Crème Rinse are the perfect routine to gently clean any ferret.

3 **Keep them warm.** Ferrets are extremely sensitive to temperature. Make sure that the water you are using is not too hot or cold and that there are no drafts directly hitting the ferret. Have a clean, dry towel to wrap your ferret in when you are done. Most ferrets will shy away from the blow dryer, but if you have a curious creature on your hands, the cool setting of your blow dryer is a great way to dry them quickly.

4 **After a bath, we brush.** Brush their clean, dry fur with a soft bristle grooming brush to evenly distribute their natural oils and remove any snarls caused by washing. Brush once a week to help prevent hairballs during shedding season and remove dirt that causes them to smell bad and improves the bond between you and your ferret.

5 **Ears and nails are important too...** Keeping your ferret's ears clean will help to maintain a healthy immune system and reduce the chances of wax build up. The Marshall Ferret Ear Cleaner helps to gently flush out ear wax without the use of cotton swabs. Keep your ferret's nails short to reduce the chance of scratches and pulls. A set of nail clippers with a sure-grip handle allows for greater control over your tool as you restrain your ferret.

6 **In between baths** it is safe to use the Marshall Daily Spritz and Tea Tree Spray to keep your ferret's fur soft and silky. The natural ingredients are safe to use daily to fight dry skin and body odor. The Marshall Foaming Waterless Shampoo is a great product to use when you are traveling or in a hurry.

Tear Free
Shampoo » Item# FG-227
Daily Spritz » Item# FG-021
Ear Cleaner » Item# FG-084
Nail Clippers » Item# FG-131
Soft Bristle Grooming
Brush » Item# FG-130



INTRODUCING A NEW FERRET INTO A FAMILY'S BUSINESS

Bringing a new ferret into an established business doesn't need to be stressful. These six best practices for introducing a new member to the four-legged family will help to make the experience fun, exciting and easy for everyone involved.

1 ISOLATE THEM. When you first bring your new ferret home, it is best to isolate your new ferret from the other pets. A 14-day isolation is recommended to avoid the spread of any harmful viruses and bacteria that the new ferret could be carrying from the pet store. A clean home with a clean litter box and plenty of food and water will allow your new ferret to get used to his new surroundings while providing a clean bill of health.


2 WHAT'S THAT SMELL? Pull bedding, blankets and toys from the other four-legged family members and place them in isolation with the new ferret. This will allow the new ferret to associate home and comfort with the smell of the other pets. Do this with your dirty laundry as well. This will make the family unit familiar.

3 KEEP IT SMALL. Choose a smaller, enclosed space that both the new ferret and family pets are familiar with. They will sniff, nip and play. Never leave them alone together even after they are familiar with each other. As much as they are our family, we have to remember that they are animals.

4 ONE AT A TIME. If more than one four-legged member of the family needs an introduction, start with the friendliest. Introduce them one at a time giving each pet time to get used to each other before you introduce another. If you have ferrets and other species of pets living in the same house, get the ferrets on the same page before you introduce the new ferret to the family dog or cat. Letting the dog or cat see the other ferrets accept the new member will model positive behavior.

5 PLAY WITH THEM. Encourage friendly engagement with shared toys and playtime. Dogs and ferrets love to chase balls and play wrestle. Cats and ferrets share a fondness for teaser toys and bell toys. Reward all fur babies with healthy treats.

6 INCLUDE THEM IN ROUTINE. The caretakers of large families, businesses or farms know the importance of getting all of your babies on a routine. By the time the 14-day isolation is over, your new ferret should be litter trained and getting used to your family routine. Including your new family member in the family routine as soon as possible after individual introductions will ensure that feeding patterns, other ferret personalities and environment details are imprinted in their minds when young.



By: Michelle E.

Your new ferret will soon start following the business and making themselves at home. Love and comfort go a long way.

BONDING WITH YOUR FERRET

By: Dietra DeRose

Bringing a new ferret into the family, whether the first or the fifth, is always exciting. It is easy for us to fall in love with their little noses and tender kisses... but do they feel the same about us? Like any relationship, trust builds over time. Be patient! Make bonding with your ferret easy and fun with these tips:

1 LET THEM LEAD. When you first bring your new ferret home, it is best to give your pet time to get acclimated. Show them their cage, food and litter. Give them and you a small, enclosed and ferret-proof space to allow your ferret to explore you. Just sit there. Occupy yourself with things other than the animal and allow them to figure you out. Let them climb and snoop, sniff and taste. Familiarity is the first step in building that bond.

2 TREATS & PRAISE are a good way to establish you as the caretaker. Give them treats and praise to reinforce good behavior. Get down on their level to feed them and stick around for a minute while they dig in. Once they understand that they can trust you for the things they need, they will start to let down their guard and show affection in return.

3 LEAVE THEM YOUR SMELL. Bond with your ferret even when you are not there. Leave them with a dirty shirt or pillowcase to curl up in while you are gone. Sleeping with your smell comforts them and instills a sense of safety associated with your smell.

Sneaker Toy
Item # FT-463



4 GROOM YOUR FERRET. It is likely that your ferret is young. Groom your ferret as if you were its mother. Take a warm washcloth and start at the ferret's face. Gently wipe their eyes, nose, mouth and ears. Continue to clean them with the washcloth from the top of their heads down their backs. Turn them over and get their bellies. If your grooming session doesn't end with them napping in your arms, be sure to return your ferret to the warmth of its cozy bed.

5 GIVE THEM TREASURES. It's well known that ferrets love to steal and hide treasures. That's why the most popular ferret name is Bandit. Give them treasures that are associated with you. Choose things that they cannot chew through or break apart in their mouths. Choose toys that are durable enough to hold up to their play yet small enough for them to stash. Things that are shiny or sparkly are especially cherished.

6 PLAY WITH THEM. It seems like a no brainer, but many first-time ferret owners don't know how to play with their new pets! Ferrets like to jump and run. They like to burrow and explore. Dig boxes and teaser toys are an extremely entertaining way to have fun with your ferret and strengthen your bond. Ferret-proofing a play area is imperative to keeping your ferret safe during play time.

You and your ferret will soon be best friends. The bond between a human and a ferret is like no other.



Digbox Inspiration



Item # FT-471

featuring the 24" Ferret Swimming Pool



Dry Black-Eyed Peas



Plush Ferret Face
Item # FT-467



Sneaker Toy
Item # FT-463



Plush Fish
Item # FT-461



Tear-Free Shampoo with Aloe



Ferret Face Toy

Sneaker Toy

Squeak Fish Toy

Fresh & Clean Ferret Litter

5 lb Bag
Item # FG-480

20 lb Bag
Item # FG-482



**Pop-N-Play
Extra Ball Pack**
Item # FT-373



**Tear Free
Shampoo**
Item # FG-227

DIG BOX & PLAY CENTER

for all SMALL PETS

Item # FT-472



- Strong, light weight, easy-to-clean, PVC
- Sleek design to complement any decor
- Connects to the Marshall Super Thruway*

Fill with a small pet safe dig box substrate like the Marshall Fresh & Clean All-Purpose Bedding & Litter* to encourage your pet to dig, burrow and hide their treasures.

DIMENSIONS: 17"W X 13.5"L X 12"T ASSEMBLED

CAUTION!



CAUTION: These flowers and plants are harmful to your ferret and other pets.

- Aloe Vera
- Amaryllis
- Azalea
- Baby's Breath
- Begonia
- Carnation
- Castor Bean
- Chrysanthemum
- Cyclamen
- Daffodil
- Gladiola
- Hosta
- Ivy
- Lily (all species)
- Milkweed
- Morning Glory
- Oleander
- Poinsettia
- Pothos
- Sago Palm
- Tulips
- Narcissus
- Rhododendron
- Yew



CAUTION: These fruits and vegetables are harmful to your ferret and other pets.

Vegetables and fruits of all sorts in a large enough quantity could be very bad for your ferret. These in particular are lethal in your kitchen and garden:

- Grapes
- Raisins
- Avocado
- Onions
- Garlic and Similar Vegetables
- Tomato Plants

FERRET'S FAVORITE TOYS

Many of our ferret families have been spending more time together than usual. They are playing with their pets more and in different ways. It's always fun to hear how you and your ferret play together and what you are playing with. So we asked our fans... *What is your ferret's favorite toy?*

Aaron Swanson

My ferret's favorite toy is absolutely my slippers. On and off my feet, Daisy attacks my slippers. It is also one of her favorite places to curl up and take a nap.

Alisa Dolf

Hercules loves anything shiny he can steal from the top of my dresser. He hides all of my treasures in this little corner behind my nightstand. I will oftentimes find my keys or lipstick there.

Robert Spants

The dig box in the ferret room is Gary's favorite thing to play with. Watching him jump and burrow makes me and the kids laugh. The kids will often hide his toys in there for him to find.

Jannifer Lennon

One of our favorite Marshall toys is the Super Thruway. We have a bunch of them. We've tied and twisted them, connected them and have run them through our living room furniture. Our business of 4 chase each other through the tunnels for what feels like hours.

John Augustus

Henry's favorite toy, by far, is the Super Thruway. He wears himself out running through the ribbed tunnel and will usually end up falling asleep in there! He's got a couple of knots in the tube that he stashes his treats in.




Pop-N-Play Ball Pit

Item # FT-372

Super Thru-Way

Item # FT-190



Heidi Sinellia

Our ferrets Sam and Ella enjoy time in their ball pit. They toss those balls all over the place with their noses and paws. They chase each other through the holes and wrestle in the balls.

Jeff Smith

My dirty socks. I don't know why, but it's his choice over all others.

Wendy Henry

My daughter's ferret Stinkerbelle has a favorite spoon. I know this sounds insane, but she carries this spoon around as this cherished toy. I've tried to switch the spoon out with a different kind of spoon and there is no interest.



#FELFIEFRIDAY


Follow us on Facebook and Instagram @MarshallPetFerrets



Alyssa Daugherty




Emily Arnett




Jennifer Lee Reid



Danyel Soulier



Heather Kandzior




Nico Van Halen



Ellen Chien



Jay Strum



Robin McNichol







MY FERRET'S VACCINATION RECORDS

My Ferret's Name

My Ferret's Date of Birth

Date

Vaccine

My Ferret's Vet Information

Name of Practice

Address

State/City/ZIP

Phone



800.292.3424 | www.MarshallPet.com