

FERRET NUTRITION

Ferrets have difficulty eating dry ferret food until their adult canine teeth come in at about 12-13 weeks of age. Until then, it is important to moisten the Marshall Premium Ferret Diet into a soft consistency. Slowly introduce them to dry food by offering it along with the wet food starting at about week 10. Add more dry food and less wet food week-by-week until they have completely switched to dry food. Fresh water should be available at all times.

FEEDING DIRECTIONS





- Fill food dish with Marshall Premium Ferret Diet
- Add warm water to the food dish
- Let mixture sit for 1-2 minutes
- Mix with spoon to soften food
- Wash the container after each use
- Dispose of unused wet food after 24 hrs.



Marshall Premium
Ferret Diet



FERRET DIET NUTRITIONAL COMPARISON

	Protein	Fat	Fiber	Ingredients				
				1 ST	2 ND	3 RD	4 TH	5 TH
Marshall Premium Ferret Diet	38%	18%	3.5%	Fresh Chicken Organs	Chicken	Chicken Organ By-Product Meal	Corn Meal	Dried Beet Pulp
 Mazuri Ferret Diet	38%	20.5%	4%	Chicken Meal	Rice Flour	Dehulled Soybean Meal	Porcine Animal Fat	Spray Dried Animal Blood Cells
 Zupreem Ferret Diet	40%	20%	3%	Chicken Meal	Wheat Flour	Chicken Fat	Potato Protein	Chicken
 Kaytee Fortified Ferret Diet	42%	20%	3%	Chicken Meal	Poultry By-Product Meal	Pea Flour	Poultry Fat	Turkey
 Oxbow Essentials Ferret Food	42%	20%	3%	Chicken Meal	Chicken	Chicken Fat	Egg Product	Gelatin
 Wysong Ferret Epigen 90	62%	16%	5%	Chicken Meal	Organic Chicken	Chicken Fat	Dried Beet Pulp	Meat Protein Isolate